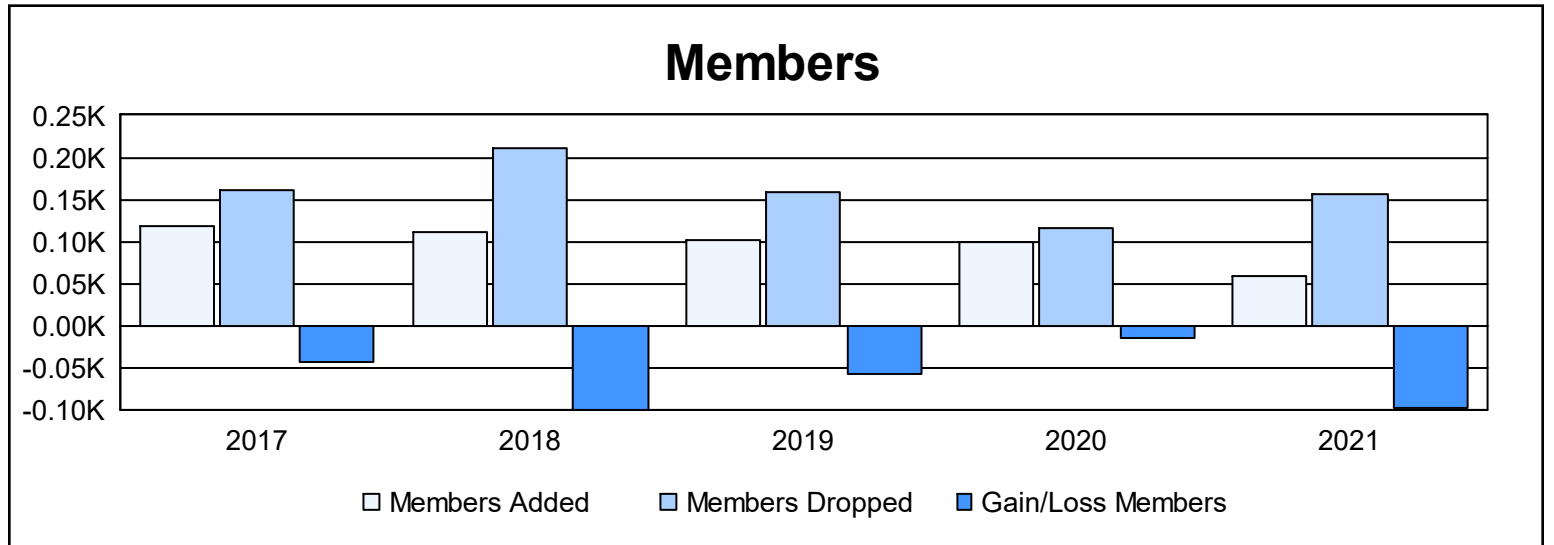
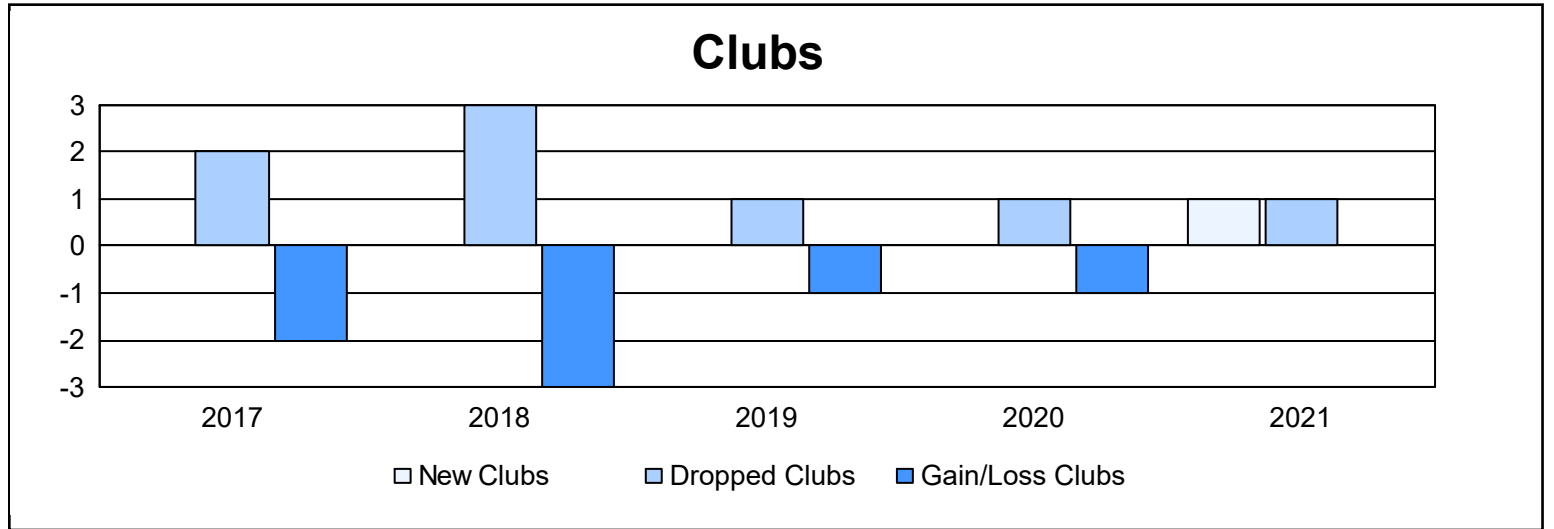
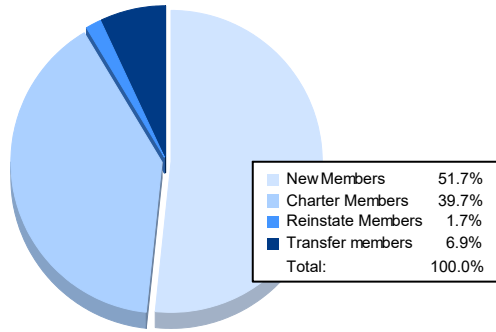


| Year | New Clubs | Dropped Clubs | Gain/ Loss Clubs | New Members | Charter Members | Reinstate Members | Transfer Members | Total Member Added | Total Members Dropped | Gain/ Loss Members |
|----------------|-----------|---------------|------------------|-------------|-----------------|-------------------|------------------|--------------------|-----------------------|--------------------|
| 2016-2017 | 0 | 2 | -2 | 113 | 0 | 1 | 4 | 118 | 161 | -43 |
| 2017-2018 | 0 | 3 | -3 | 88 | 4 | 0 | 19 | 111 | 211 | -100 |
| 2018-2019 | 0 | 1 | -1 | 89 | 1 | 3 | 8 | 101 | 159 | -58 |
| 2019-2020 | 0 | 1 | -1 | 85 | 0 | 0 | 14 | 99 | 115 | -16 |
| 2020-2021 | 1 | 1 | 0 | 30 | 23 | 1 | 4 | 58 | 156 | -98 |
| Average | 0 | 2 | -1 | 81 | 6 | 1 | 10 | 97 | 160 | -63 |



Membership Composition June 2021 Cumulative



Gender Composition June 2021 Cumulative

